

	CR	BL	N
L mm	352	352	352
l mm	-	-	-
H mm	1800	1800	1800
Tube N°	6	6	6
Kcal/h Watt	512 - 596	681 - 792	681 - 792
Resist. W	750	750	750
Fij. N°	4	4	4

352x1800 mm.

Radiators hangers included.

(¹) The mixed version works only in dual tube installations. Set up not possible in installations with monotube valves.

Inclus jeu de patères.

(¹) Pour la version mixte, le montage est possible seulement pour des installations bitube. Il n'est pas possible de le monter pour des valves monotube

(.)		100093830 - N523131163		Chrome - Chromé
(.)		100093805 - N523131204		White - Blanc
(.)		100093821 - N523131181		Black - Noir

(E1)		100093816 - N523131184		Chrome - Chromé
(E1)		100093806 - N523131207		White - Blanc
(E1)		100093822 - N523131192		Black - Noir

(ET1)		100093815 - N523131179		Chrome - Chromé
(ET1)		100093807 - N523131206		White - Blanc
(ET1)		100093824 - N523131194		Black - Noir

(M1) (¹)		100093818 - N523131178		Chrome - Chromé
(M1) (¹)		100093808 - N523131205		White - Blanc
(M1) (¹)		100093826 - N523131169		Black - Noir

(MT1) (¹)		100093819 - N523131172		Chrome - Chromé
(MT1) (¹)		100093809 - N523131203		White - Blanc
(MT1) (¹)		100093828 - N523131176		Black - Noir

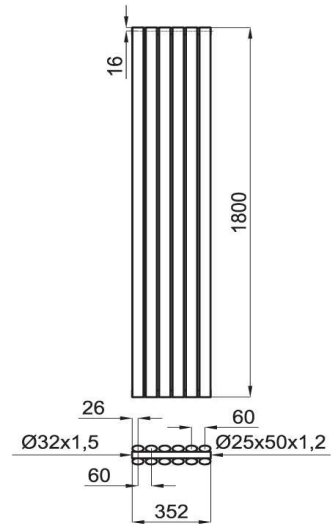
Included accessories:
Accessoires inclus:

(E1)
(M1)



(ET1)
(MT1)





L mm	352
I mm	-
H mm	1800
Tubo Nº	12
Kcal/h Watt	1211 - 1409
Resist. W	1250
Fij. Nº	4

352x1800 mm.




Radiators hangers included.

^(*) The mixed version works only in dual tube installations. Set up not possible in installations with monotube valves.


Inclus jeu de patères.

^(*) Pour la version mixte, le montage est possible seulement pour des installations bitube. Il n'est pas possible de le monter pour des valves monotube




(,)   **100093835 - N523131195**  White - Blanc

(,)   **100093859 - N523131160**  Black - Noir

(E1)   **100093843 - N523131167**  White - Blanc

(E1)   **100093856 - N523131158**  Black - Noir

(ET1)   **100093845 - N523131193**  White - Blanc

(ET1)   **100093857 - N523131159**  Black - Noir

(M1) ^(*)   **100093847 - N523131186**  White - Blanc

(M1) ^(*)   **100093864 - N523131196**  Black - Noir

(MT1) ^(*)   **100093849 - N523131166**  White - Blanc

(MT1) ^(*)   **100093862 - N523131198**  Black - Noir

Included accessories:
Accessoires inclus:

(E1)
(M1)



(ET1)
(MT1)

