

MÁRMOL CARRARA

Revestimiento Monoporosa Rectificado / Wall Tiles Rectified



MÁRMOL CARRARA BLANCO
31,6x90x0,9cm P3470513 / 100096398 G261
Butech recomienda junta / Butech recommends joint: Colorstuk Rapid n Blanco B22501001 / 100004294

PERFIL MÁRMOL CARRARA BLANCO
1,5x31,6cm P6209036 / 100063234 G77
1,5x90cm P6560217 / 100063235 G97



MOSAICO CARRARA BLANCO
31,6x90x0,95cm P3470555 / 100099103 G271
Butech recomienda junta / Butech recommends joint: Colorstuk Rapid n Blanco B22501001 / 100004294




TECHNICAL SPECS - INFORMACIÓN TÉCNICA

EMBALAJE / PACKING								
FORMATO cm	PZ/CJ	MZ/CJ	CJ/PAL	MZ/PAL	*RG/CJ	*RG/PAL	Adhesivo	
31,6x90cm	4	1,14	57	64,84	18,17	1071	Fr-one n	
1,5x31,6cm	30	0,28	42	11,94	3,62	156,24	Fr-one n	
1,5x90cm	15	0,41	28	11,34	5,56	155,74	Fr-one n	

*valores aproximados. *approximated values.

PAVIMENTO COMBINABLE: SERIE CARRARA 43,5x43,5cm - PAG.205
FLOOR TILES COMBINATIONS: CARRARA SERIES 43,5x43,5cm - PAG.205



MARMOL CARRARA BLANCO 31,6x90cm

RECIFE · MOSAICO RECIFE

Revestimiento Monoporosa Rectificado / Wall Tiles Rectified




RECIFE PULPIS
31,6x90x0,9cm P3470437 / 100093302 G261
Butech recomienda junta / Butech recommends joint: Colorstuk Rapid n Tabaco B22502011 / 100004304

PERFIL RECIFE PULPIS
1,5x90cm P6560235 / 100099695 G97
1,5x31,6cm P6209056 / 100099694 G77



MOSAICO RECIFE PULPIS
31,6x90x0,95cm P3470516 / 100096429 G271
Butech recomienda junta / Butech recommends joint: Colorstuk Rapid n Tabaco B22502011 / 100004304




RECIFE ANTRACITA
31,6x90x0,9cm P3470438 / 100093298 G261
Butech recomienda junta / Butech recommends joint: Colorstuk Rapid n Antracita B22502005 / 100004298

PERFIL RECIFE ANTRACITA
1,5x90cm P6560234 / 100099691 G97
1,5x31,6cm P6209055 / 100099690 G77




MOSAICO RECIFE ANTRACITA
31,6x90x0,95cm P3470518 / 100096427 G271
Butech recomienda junta / Butech recommends joint: Colorstuk Rapid n Antracita B22502005 / 100004298



RECIFE GRIS
31,6x90x0,9cm P3470439 / 100093300 G261
Butech recomienda junta / Butech recommends joint: Colorstuk Rapid n Manhattan B22502002 / 100004295

PERFIL RECIFE GRIS
1,5x90cm P6560236 / 100099693 G97
1,5x31,6cm P6209054 / 100099692 G77



MOSAICO RECIFE GRIS
31,6x90x0,95cm P3470517 / 100096428 G271
Butech recomienda junta / Butech recommends joint: Colorstuk Rapid n Manhattan B22502002 / 100004295



TECHNICAL SPECS - INFORMACIÓN TÉCNICA

EMBALAJE / PACKING								
FORMATO cm	PZ/CJ	MZ/CJ	CJ/PAL	MZ/PAL	*RG/CJ	*RG/PAL	Adhesivo	
31,6x90cm	4	1,14	57	64,84	18,48	1053	Fr-one n	
1,5x31,6cm	30	0,28	42	11,94	3,84	161,28	Fr-one n	
1,5x90cm	15	0,41	28	11,34	5,6	156,66	Fr-one n	

*valores aproximados. *approximated values.

PAVIMENTO COMBINABLE: SERIE RECIFE 43,5x43,5cm - PAG.204
FLOOR TILES COMBINATIONS: RECIFE SERIES 43,5x43,5cm - PAG.204

