


DAYTON DUNA CROIX DELI

Monoporosa Rectificado
Rectified Wall Tiles



DUNA SAND

33.3x100 cm (x12 mm) 13"x39 1/2"
V1440276 - 100215055 - G271


Butech recomienda junta *Recommends joint*
colorstuk rapid n beige B22502016 - 100004308



DUNA ASH

33.3x100 cm (x12 mm) 13"x39 1/2"
V1440273 - 100215009 - G271

Butech recomienda junta *Recommends joint*
colorstuk rapid n manhattan B22502002 - 100004295




DUNA GRAPHITE

33.3x100 cm (x12 mm) 13"x39 1/2"
V1440275 - 100215054 - G271

Butech recomienda junta *Recommends joint*
colorstuk rapid n cemento B22502004 - 100004297

DUNA
En la colocación, atención a las flechas de la parte posterior
Please see the arrows on the back



PAVIMENTO COMBINABLE
FLOOR TILE COMBINATIONS
Dayton 80x80 cm
Dayton 59.6x59.6 cm
Pág 216-217

EMBALAJE PACKAGING	x CAJA BOX			x PALET			ADHESIVO
	Modelo Model	Piezas M ² (1)	Kg (1)	Box	M ² (1)	Kg (1)	
Duna 33.3x100 cm	3	1.00	17.85	55	54.94	981	Fr-one n
Perfil 15x100 cm	15	0.45	5.40	28	12.60	151	Fr-one n

(1) Valores aproximados Approximated values